

Factsheet 164 ME



Technical details

General information

Your new chair is called ME. The two letters stand for the modular chair concept (Modular Extension) that enables configuration of customized models. This is why your chair either has a synchronous adjustment mechanism with manual weight adjustment, or a synchronous adjustment mechanism with automatic weight adjustment. Both alternatives provide support whatever posture is adopted or movement made. Whether you lean forward to look at what you're writing, or lean back while talking to someone on the phone, the tilt of the seat and backrest synchronize perfectly with your body. Consequently, even the slightest shifts in weight are enough to prompt that so important change in posture.

ME is ideal for people weighing from 45 to 120 kg. The backrest has optional, height-adjustable lumbar support (precision-adjustable up to 70 mm). The backrest and seat can be locked in a neutral horizontal 0°-position, the optional 5° forward tilt of the seat can be activated by lifting the lever.

The seating height can be precision adjusted at the touch of a button between 400 mm and 530 mm with a DIN 4550-compliant, precision-adjustable gas lift, optionally with a contact suppression feature, then the seating height is between 420 mm - 530 mm. Seat depth: 430 mm, optionally integrated, users can turn a knob while sitting for precision-adjustable seat-depth extension of up to 80 mm (380-460 mm). The height of the elevated sitting position (ESP) models is precision-adjustable from between 430 mm and 610 mm and the counter chairs between 650 mm and 770 mm. The following controls are made of black, through-dyed plastic: the knob to adjust the height and lock the chair in place, the lever to adjust the seat depth, knobs to adjust the weight and lock the

backrest frame in place. The height-adjustable lumbar support comes in black or white to match the color of the frame.

Frame

Five-star base made of black through-dyed plastic, optional in white or coated aluminum (in black or white textured matte finish) or high-luster polished aluminum. Twin-wheel swivel casters with load-dependent braking, made of black DIN EN 12529-compliant polypropylene as the standard version for carpets, optionally with gray tire made of polyurethane for hard flooring. Casters optionally electrically conductive. The gas lift is covered by a telescopic protective tube made of black, through-dyed polypropylene. The mechanism shell is made of black through-dyed, fiberglass-reinforced polyamide with a cover made of black through-dyed polypropylene.

Counter stool

Counter stool with extra height-adjustable foot ring, bright chrome-plated, with lock screw to affix it and twin-wheel swivel casters with load-dependent braking.

Seat and back

Backrest frame is made of black or white through-dyed polyamide with a mesh-covered backrest. The mesh is made of 80% post-consumer-recycled polyester and 20% elastomer. The seat and backrest frame are made of black through-dyed plastic (polypropylene). The backrest comes with optional back cushioning that consists of an upholstered mesh backrest covered with fabric.

The seat cushioning is made of CFC-free polyurethane foam, with fabric covers taken from the Wilkhahn fabric collection. The seat optionally comes with soft padding (with contour-creating foam) and stitching all the way round (65 mm). The cushioning and covers are replaceable. Optional seat-depth extension of 80 mm. The back comes as a backrest frame, optionally with height-adjustable lumbar support,

and color-matches the frame in black or white.

Optional armrests

2D or 4D armrests made of fiberglass-reinforced, black or white through-dyed polyamide with armrest pads made of black through-dyed polypropylene, optionally with armrest pads made of black through-dyed polyurethane foam. The height of the 2D armrests can be adjusted by 100 mm and the width by 35 mm; the depth of the armrest pads on the 4D armrests can be adjusted by 50 mm and they can also be swiveled inward and outward by 15° or 30°.

Accessories

A clothes hanger that can be fitted to the backrest frame is optional for all models.

All models are also available with a headrest made of through-dyed polyamide (in black or white to match the color of the frame, height can be adjusted by 60 mm in 6 lockable positions, with a 125-degree tilt function, which allows the depth to be adjusted by approx. 50 mm). It's either covered with Vivid 34 fabric to match the backrest, or in a black metal color, or, in the case of models with back cushioning, in Vivid 34 (black metal or digital white), Racer 37 (black) or upholstered (covered in fabric in the same color and material as the cover on the backrest). The headrest is not available for models with a clothes hanger. Retrofittable on request.

Knock-down capability

The ME task chairs can be optionally pre-assembled and sent in cardboard packaging.

Standards

The ME task chairs comply with the DIN EN 1335, ANSI/BIFMA X 5.1., GS and Greenguard.

Visitor chair (four-leg or cantilever chair)

Replaceable seat made of polypropylene with foam-covered seat pad - covered in fabric from the Wilkhahn fabric collection. Upholstery materials 47, 58, 68, 91, 74 also come with facings all the way round. All models have a stacking buffer made of polypropylene regranulate underneath the seat. The backrest frame and armrests are made of fiberglass-reinforced polyamide - the armrests aren't retrofittable. Bright chrome-plated frame, optionally in black or white with a textured matte finish. Frame 22 mm round steel tube bright chrome plated, optionally in black or white textured matt coating.

Four-leg chair

Frame always with glides made of black-grey polyamide (for soft floors) or black-grey polyurethane (for hard floors), on request with additional felt insert.

Cantilever chair

Coated frame always with glides made of black-gray polyamide (for soft floorings) or black-gray polyurethane (for hard floorings), with an additional felt insert on request. Bright chrome-plated frame, optionally with glides made of black-gray polyurethane for hard floorings, with an additional felt insert on request. With an anti-tilt stopper made of black-gray polyamide as the standard version for carpets. If glides are used, the anti-tilt stopper is not required.

Please note: Stacking versions with coated frames (up to 6 free-standing) can cause the color to rub off and is not covered by guarantee. We recommend chrome-plated frames for this purpose.



Medium-height mesh-covered backrest

103/116 70 68
40/53 50 36/46



164/7

Mesh-covered backrest (34 Vivid)

optionally with height- or height- and depth-adjustable lumbar support

34 Vivid fabric selection: 34/1001 Digital White | 34/1201 Space Grey | 34/1401 Black Metal | 34/1601 Poppy Red | 34/1701 Lemonade | 34/1901 Miami Blue

Standard upholstery

optionally with soft padding
Seat optionally with seat depth adjustment (80 mm - up to 100 mm on request)

Fabric selection:
37 Racer | 38 Era | 54 Pitch | 60 Blend 66 Lona | 69 Granit | 92 Credo

Synchronous adjustment mechanism with manual weight adjustment

Synchronous adjustment mechanism with weight adjustment
optional with a 5° forward seat tilt that can be activated

Standard gas lift

Gas lift with contact suppression feature
Gas lift for an elevated sitting position (ESP)

Plastic star base (black or white)

Coated aluminum star base (black or white with a textured matte finish)
High-luster polished aluminum star base

without armrests

2D armrests made of PP (black or white)
4D armrests made of PP (black or white)
optionally with armrest pads made of PUR foam

Casters for soft floorings

Casters for hard floorings
optionally with electrically conductive casters

optionally with height- and depth-adjustable headrest (mesh-covered with Vivid 34 like the backrest cover, or in a black metal color), or with a clothes hanger (not available when the model has a headrest)

Backrest frame, armrest connector and, if relevant, lumbar support in black or white

Medium-height mesh-covered backrest

107/126 70 68
44/62 50 36/46



164/72

Mesh-covered backrest (34 Vivid)
optionally with height- or height- and depth-
adjustable lumbar support



34 Vivid fabric selection: 34/1001 Digital White |
34/1201 Space Grey |
34/1401 Black Metal | 34/1601 Poppy Red |
34/1701 Lemonade | 34/1901 Miami Blue

Standard upholstery
optionally with soft padding
Seat optionally with seat depth adjustment (80 mm -
up to 100 mm on request)



Fabric selection:
37 Racer | 38 Era | 54 Pitch | 60 Blend 66 Lona |
69 Granit | 92 Credo

**Synchronous adjustment mechanism with manual
weight adjustment**
**Synchronous adjustment mechanism with weight
adjustment**
optional with a 5° forward seat tilt that can be acti-
vated



Gas lift for an elevated sitting position (ESP)



Plastic star base (black or white)
Coated aluminum star base (black or white with a
textured matte finish)
High-luster polished aluminum star base



without armrests
2D armrests made of PP (black or white)
4D armrests made of PP (black or white)
optionally with armrest pads made of PUR foam



Casters for soft floorings
Casters for hard floorings
optionally with electrically conductive casters



optionally with height- and depth-adjustable head-
rest (mesh-covered with Vivid 34 like the backrest
cover, or in a black metal color), or with a clothes
hanger (not available when the model has a headrest)




Backrest frame, armrest connector and, if relevant,
lumbar support in black or white



Medium-height mesh-covered backrest

127/140 70 68
64/77 50 36/46



164/1

Mesh-covered backrest (34 Vivid)
optionally with height- or height- and depth-
adjustable lumbar support

34 Vivid fabric selection: 34/1001 Digital White |
34/1201 Space Grey |
34/1401 Black Metal | 34/1601 Poppy Red |
34/1701 Lemonade | 34/1901 Miami Blue

Standard upholstery
optionally with soft padding
Seat optionally with seat depth adjustment (80 mm -
up to 100 mm on request)

Fabric selection:
37 Racer | 38 Era | 54 Pitch | 60 Blend 66 Lona |
69 Granit | 92 Credo

**Synchronous adjustment mechanism with manual
weight adjustment**
**Synchronous adjustment mechanism with weight
adjustment**
optional with a 5° forward seat tilt that can be acti-
vated

Standard gas lift
Gas lift with contact suppression feature
Gas lift for an elevated sitting position (ESP)

Plastic star base (black or white)
Coated aluminum star base (black or white with a
textured matte finish)
High-luster polished aluminum star base

without armrests
2D armrests made of PP (black or white)
4D armrests made of PP (black or white)
optionally with armrest pads made of PUR foam

Casters for soft floorings
Casters for hard floorings
optionally with electrically conductive casters

optionally with height- and depth-adjustable head-
rest (mesh-covered with Vivid 34 like the backrest
cover, or in a black metal color), or with a clothes
hanger (not available when the model has a headrest)

Backrest frame, armrest connector and, if relevant,
lumbar support in black or white

Medium-height backrest with back cushioning

103/116 70 68
40/53 50 36/46



165/7

Backrest with back cushioning
optionally with height- or height- and depth- adjustable lumbar support

Upholstery materials:
37 Racer | 38 Era | 47 Nova | 54 Pitch | 58 Evida | 60 Blend | 66 Lona | 68 Remix | 69 Granit | 91 Steelcut | 92 Credo | 74 Leather



Standard upholstery
optionally with soft padding
Seat optionally with seat depth adjustment (80 mm - up to 100 mm on request)

Fabric selection:
37 Racer | 38 Era | 54 Pitch | 60 Blend | 66 Lona | 69 Granit | 92 Credo



Synchronous adjustment mechanism with manual weight adjustment
Synchronous adjustment mechanism with weight adjustment
optional with a 5° forward seat tilt that can be activated



Standard gas lift
Gas lift with contact suppression feature
Gas lift for an elevated sitting position (ESP)



Plastic star base (black or white)
Coated aluminum star base (black or white with a textured matte finish)
High-luster polished aluminum star base



without armrests
2D armrests made of PP (black or white)
4D armrests made of PP (black or white)
optionally with armrest pads made of PUR foam



Casters for soft floorings
Casters for hard floorings
optionally with electrically conductive casters



optionally with mesh-covered, height- and depth-adjustable headrest (Vivid 34 or Racer 37), or optionally with an upholstered, height- and depth-adjustable headrest (covered in fabric in the same color and material as the backrest cover) - choice of fabrics: 37 Racer | 38 Era | 54 Pitch | 60 Blend | 66 Lona | 92 Credo
or optionally with a clothes hanger



Backrest frame, armrest connector and, if relevant, lumbar support in black or white

Medium-height backrest with back cushioning

107/126 70 68
44/62 50 36/46



165/72

Backrest with back cushioning
optionally with height- or height- and depth- adjustable lumbar support

Upholstery materials:
37 Racer | 38 Era | 47 Nova | 54 Pitch | 58 Evida |
60 Blend | 66 Lona | 68 Remix | 69 Granit |
91 Steelcut | 92 Credo | 74 Leather



Standard upholstery
optionally with soft padding
Seat optionally with seat depth adjustment (80 mm -
up to 100 mm on request)

Fabric selection:
37 Racer | 38 Era | 54 Pitch | 60 Blend | 66 Lona |
69 Granit | 92 Credo



Synchronous adjustment mechanism with manual weight adjustment
Synchronous adjustment mechanism with weight adjustment
optional with a 5° forward seat tilt that can be activated



Gas lift for an elevated sitting position (ESP)



Plastic star base (black or white)
Coated aluminum star base (black or white with a textured matte finish)
High-luster polished aluminum star base



without armrests
2D armrests made of PP (black or white)
4D armrests made of PP (black or white)
optionally with armrest pads made of PUR foam



Casters for soft floorings
Casters for hard floorings
optionally with electrically conductive casters



optionally with mesh-covered, height- and depth-adjustable headrest (Vivid 34 or Racer 37), or optionally with an upholstered, height- and depth-adjustable headrest (covered in fabric in the same color and material as the backrest cover) - choice of fabrics:
37 Racer | 38 Era | 54 Pitch | 60 Blend | 66 Lona |
92 Credo
or optionally with a clothes hanger



Backrest frame, armrest connector and, if relevant, lumbar support in black or white

Medium-height backrest with back cushioning

127/140 70 68
64/77 50 36/46



165/1

Backrest with back cushioning

optionally with height- or height- and depth- adjustable lumbar support

Upholstery materials:

37 Racer | 38 Era | 47 Nova | 54 Pitch | 58 Evida | 60 Blend | 66 Lona | 68 Remix | 69 Granit | 91 Steelcut | 92 Credo | 74 Leather



Standard upholstery

optionally with soft padding

Seat optionally with seat depth adjustment (80 mm - up to 100 mm on request)

Fabric selection:

37 Racer | 38 Era | 54 Pitch | 60 Blend | 66 Lona | 69 Granit | 92 Credo



Synchronous adjustment mechanism with manual weight adjustment

Synchronous adjustment mechanism with weight adjustment

optional with a 5° forward seat tilt that can be activated



Standard gas lift

Gas lift with contact suppression feature

Gas lift for an elevated sitting position (ESP)



Plastic star base (black or white)

Coated aluminum star base (black or white with a textured matte finish)

High-luster polished aluminum star base



without armrests

2D armrests made of PP (black or white)

4D armrests made of PP (black or white)

optionally with armrest pads made of PUR foam



Casters for soft floorings

Casters for hard floorings

optionally with electrically conductive casters



optionally with mesh-covered, height- and depth-adjustable headrest (Vivid 34 or Racer 37), or optionally with an upholstered, height- and depth-adjustable headrest (covered in fabric in the same color and material as the backrest cover) - choice of fabrics:

37 Racer | 38 Era | 54 Pitch | 60 Blend | 66 Lona | 92 Credo

or optionally with a clothes hanger



Backrest frame, armrest connector and, if relevant, lumbar support in black or white

Four-leg Chair without armrests

84 49 57
45 43 46

Four-leg Chair with armrests

84 55 57
45 43 46




167/7



Mesh-covered backrest

Fabric selection:
34 Vivid | Spin



Stoffauswahl 34 Vivid & Spin:
34/1001 Digital White | 34/1201 Space Grey |
34/1401 Black Metal | 34/1601 Poppy Red |
34/1701 Lemonade | 34/1901 Miami Blue

Spin



Standard upholstery

Fabric selection:
37 Racer | 38 Era | 47 Nova | 54 Pitch | 58 Evida |
60 Blend | 66 Lona | 68 Remix | 91 Steelcut |
92 Credo | 74 Leder



without armrests (not retrofittable)

Armrests made of Polyamid



Seat and back shell, and armrests
in black or white



Frame

in black or white powder coated or
bright chrome-plated

167 Four-wheeled trolley

on request

Cantilever Chair without armrests

📏 83 📏 48 📏 57
📏 43 📏 43 📏 46

Cantilever Chair with armrests

📏 83 📏 55 📏 57
📏 43 📏 43 📏 46




167/8



Mesh-covered backrest

Fabric selection:
34 Vivid | Spin



Stoffauswahl 34 Vivid & Spin:
34/1001 Digital White | 34/1201 Space Grey |
34/1401 Black Metal | 34/1601 Poppy Red |
34/1701 Lemonade | 34/1901 Miami Blue

Spin



Standard upholstery

Fabric selection:
37 Racer | 38 Era | 47 Nova | 54 Pitch | 58 Evida |
60 Blend | 66 Lona | 68 Remix | 91 Steelcut |
92 Credo | 74 Leder



without armrests (not retrofittable)

Armrests made of Polyamid



Seat and back shell, and armrests
in black or white



Frame
in black or white powder coated or
bright chrome-plated

167 Four-wheeled trolley
on request